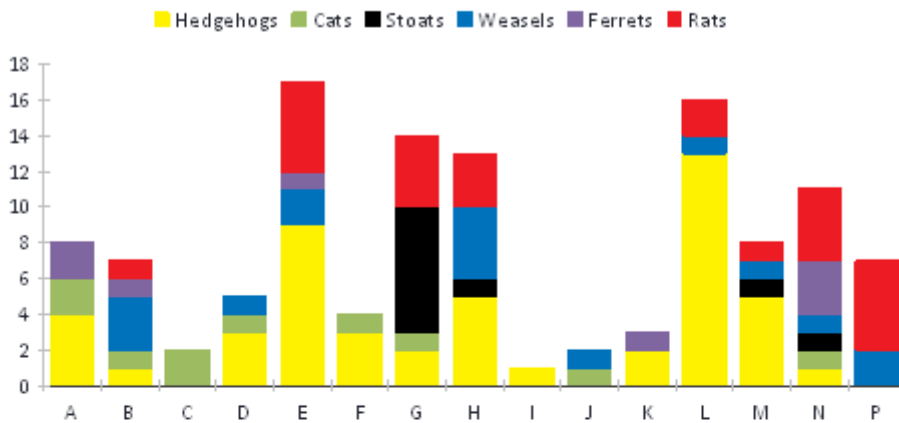


## Ashley River 1/2/19 to 10/4/19

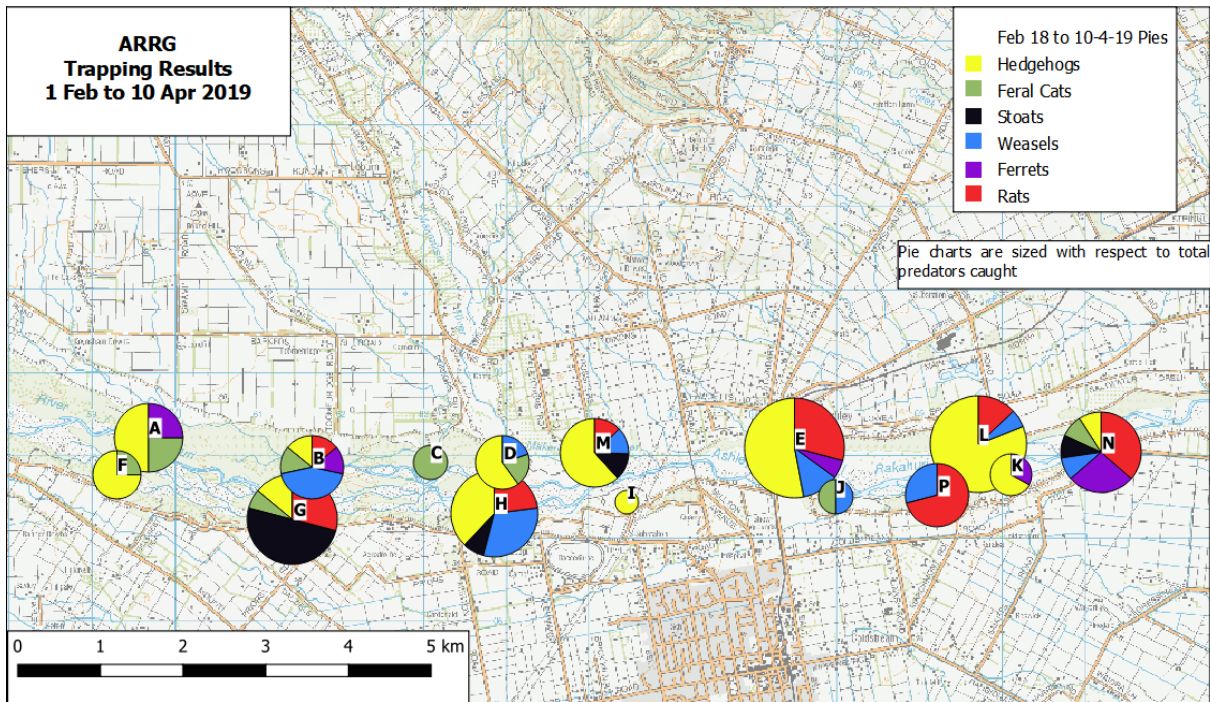
From: 01-Feb-19 To: 10-Apr-19

### Predators Caught per Line



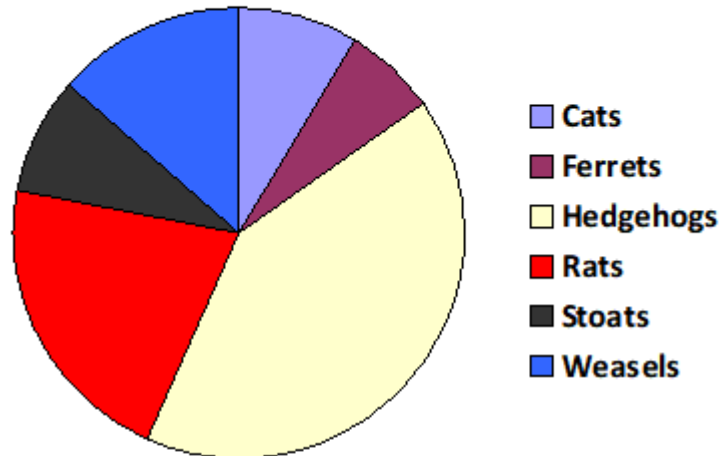
| Line         | Hedgehogs | Cats      | Stoats    | Weasels   | Ferrets  | Rats      | Total      |
|--------------|-----------|-----------|-----------|-----------|----------|-----------|------------|
| A            | 4         | 2         | 0         | 0         | 2        | 0         | 8          |
| B            | 1         | 1         | 0         | 3         | 1        | 1         | 7          |
| C            | 0         | 2         | 0         | 0         | 0        | 0         | 2          |
| D            | 3         | 1         | 0         | 1         | 0        | 0         | 5          |
| E            | 9         | 0         | 0         | 2         | 1        | 5         | 17         |
| F            | 3         | 1         | 0         | 0         | 0        | 0         | 4          |
| G            | 2         | 1         | 7         | 0         | 0        | 4         | 14         |
| H            | 5         | 0         | 1         | 4         | 0        | 3         | 13         |
| I            | 1         | 0         | 0         | 0         | 0        | 0         | 1          |
| J            | 0         | 1         | 0         | 1         | 0        | 0         | 2          |
| K            | 2         | 0         | 0         | 0         | 1        | 0         | 3          |
| L            | 13        | 0         | 0         | 1         | 0        | 2         | 16         |
| M            | 5         | 0         | 1         | 1         | 0        | 1         | 8          |
| N            | 1         | 1         | 1         | 1         | 3        | 4         | 11         |
| P            | 0         | 0         | 0         | 2         | 0        | 5         | 7          |
| <b>Total</b> | <b>49</b> | <b>10</b> | <b>10</b> | <b>16</b> | <b>8</b> | <b>25</b> | <b>118</b> |





## Predators Trapped

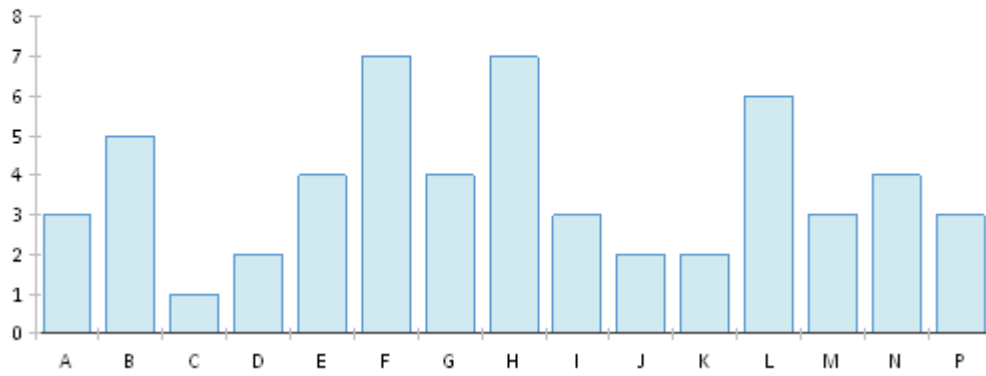
From: 1/02/2019 To: 10/04/2019



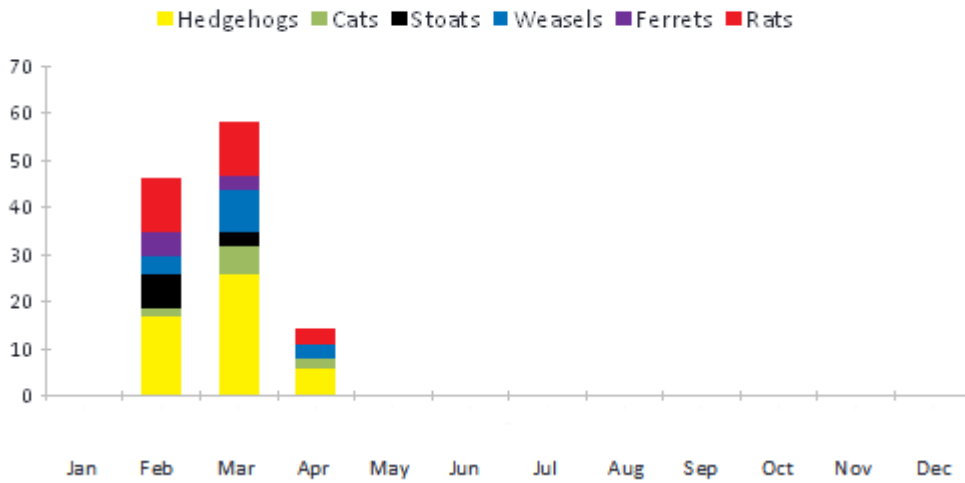
| Predator      | Number     |
|---------------|------------|
| Cats          | 10         |
| Hedgehogs     | 49         |
| Weasels       | 16         |
| Stoats        | 10         |
| Rats          | 25         |
| Ferrets       | 8          |
| <b>TOTAL:</b> | <b>118</b> |

### Trap Checks per Line

From: 1/02/2019 To: 10/04/2019

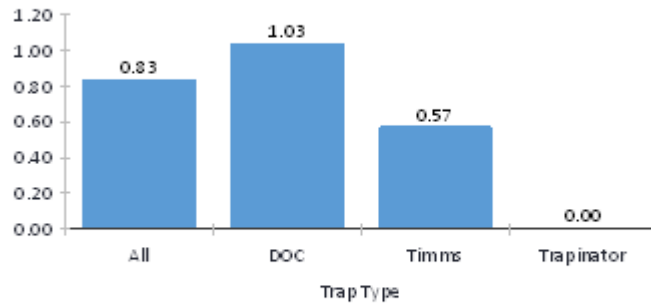


### Predators Caught Per Month In: 2019

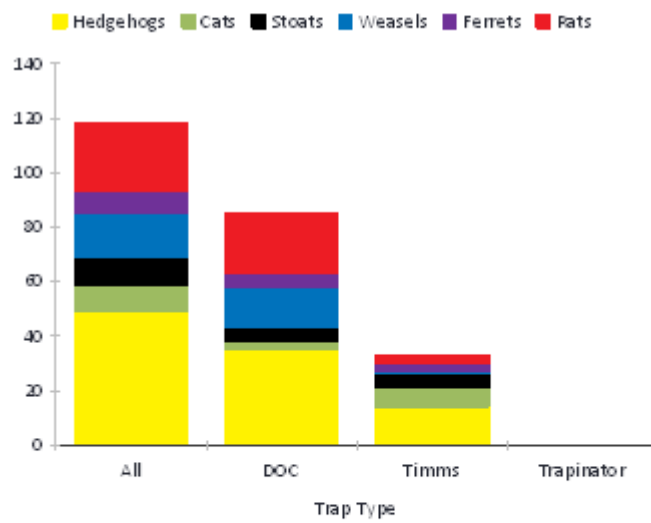


From: 01-Feb-19 To: 10-Apr-19

**Predators Caught per 100 Trap Nights**



**Predators Caught per Trap Type**

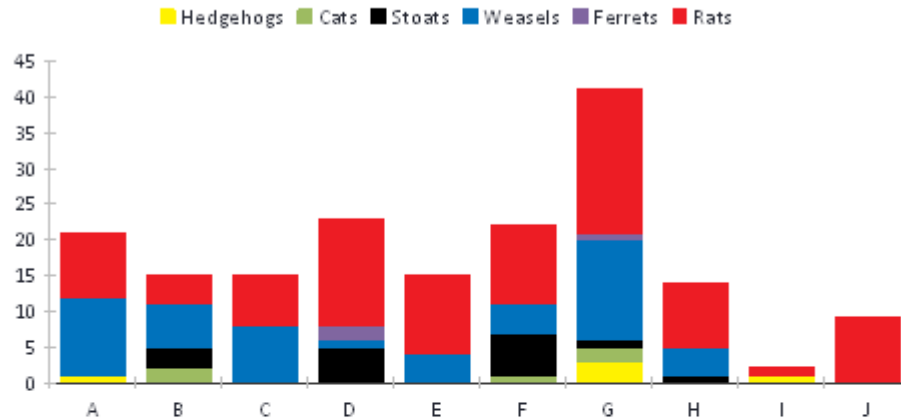


| Type       | Hedgehogs | Cats | Stoats | Weasels | Ferrets | Rats | Total |
|------------|-----------|------|--------|---------|---------|------|-------|
| All        | 49        | 10   | 10     | 16      | 8       | 25   | 118   |
| DOC        | 35        | 3    | 5      | 15      | 5       | 22   | 85    |
| Timms      | 14        | 7    | 5      | 1       | 3       | 3    | 33    |
| Trapinator | 0         | 0    | 0      | 0       | 0       | 0    | 0     |

## Ashley Estuary 23/6/18 to 10/4/19

From: 23-Jun-18 To: 10-Apr-19

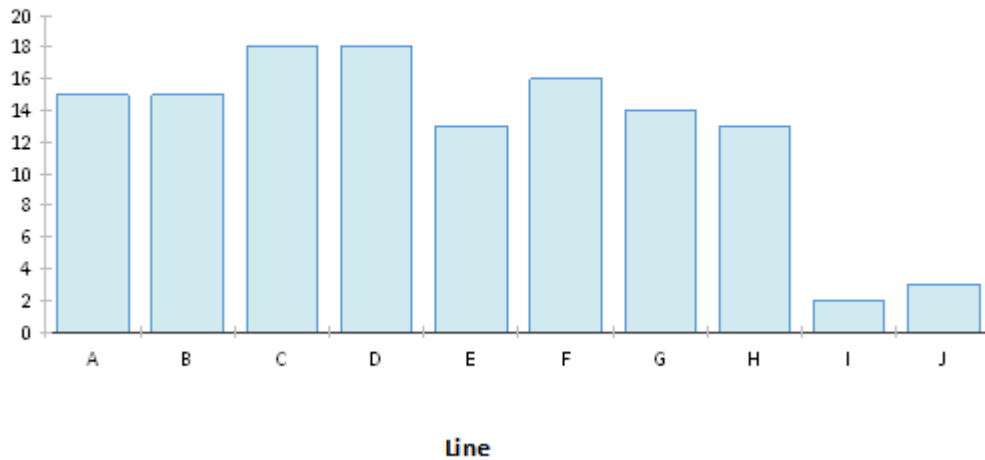
### Predators Caught per Line

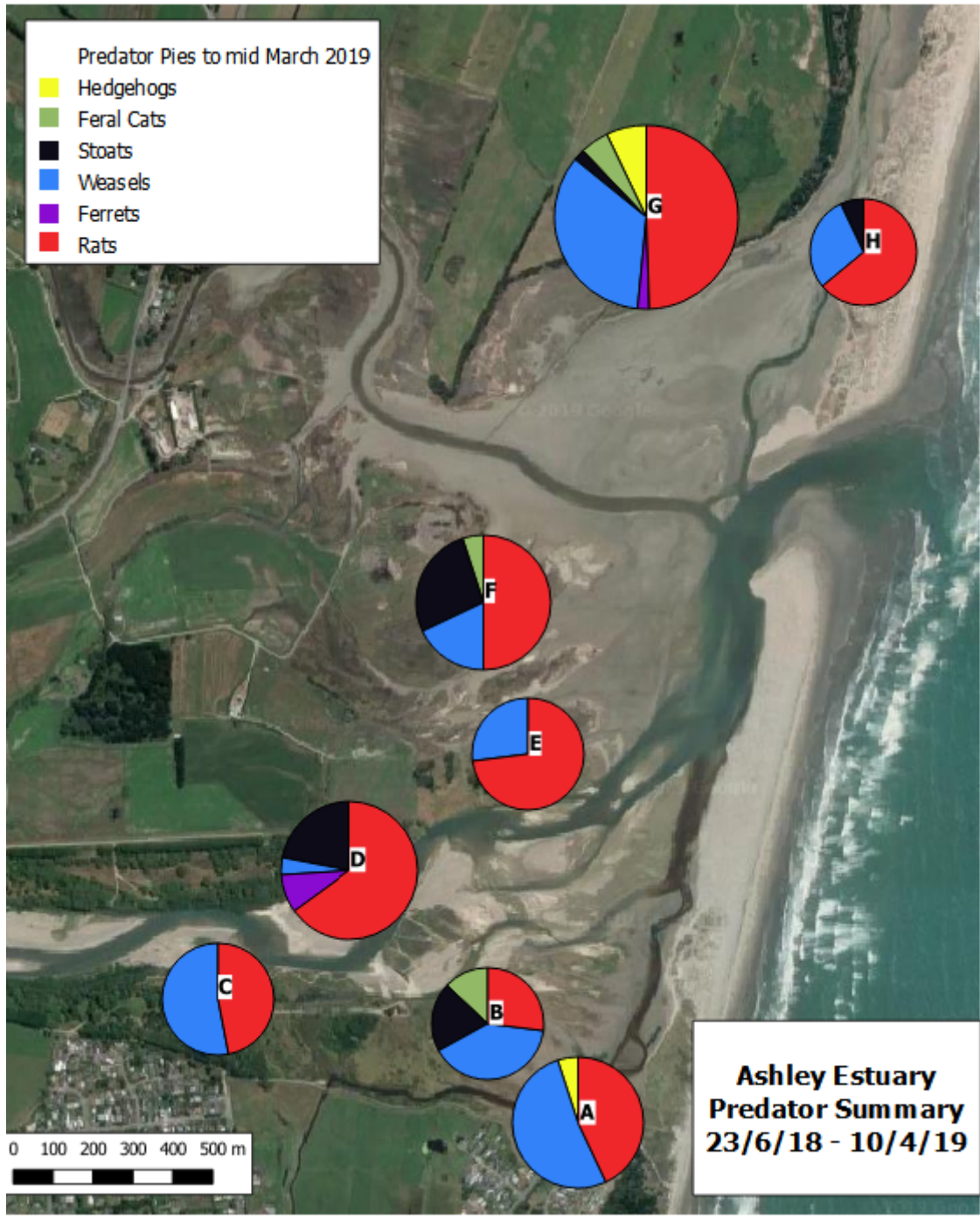


| Line         | Hedgehogs | Cats     | Stoats    | Weasels   | Ferrets  | Rats      | Total      |
|--------------|-----------|----------|-----------|-----------|----------|-----------|------------|
| A            | 1         | 0        | 0         | 11        | 0        | 9         | 21         |
| B            | 0         | 2        | 3         | 6         | 0        | 4         | 15         |
| C            | 0         | 0        | 0         | 8         | 0        | 7         | 15         |
| D            | 0         | 0        | 5         | 1         | 2        | 15        | 23         |
| E            | 0         | 0        | 0         | 4         | 0        | 11        | 15         |
| F            | 0         | 1        | 6         | 4         | 0        | 11        | 22         |
| G            | 3         | 2        | 1         | 14        | 1        | 20        | 41         |
| H            | 0         | 0        | 1         | 4         | 0        | 9         | 14         |
| I            | 1         | 0        | 0         | 0         | 0        | 1         | 2          |
| J            | 0         | 0        | 0         | 0         | 0        | 9         | 9          |
| <b>Total</b> | <b>5</b>  | <b>5</b> | <b>16</b> | <b>52</b> | <b>3</b> | <b>96</b> | <b>177</b> |

### Trap Checks

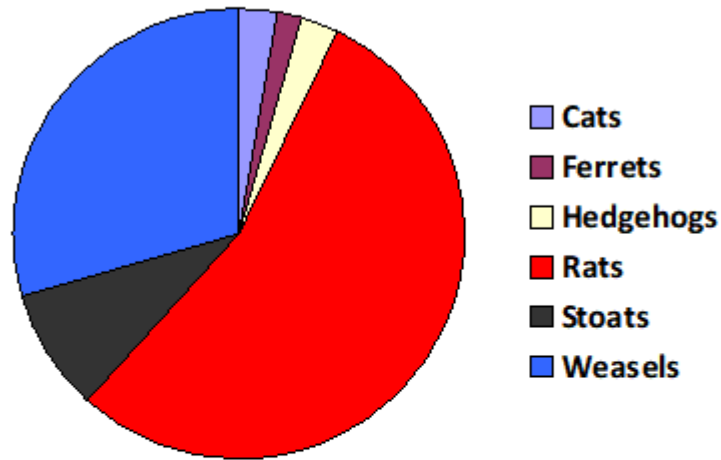
From: 23/06/2018 To: 10/04/2019





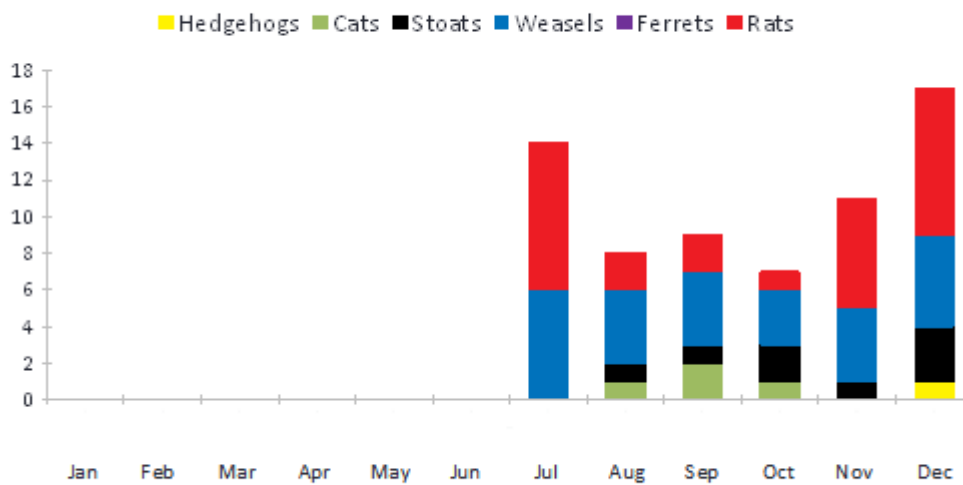
## Predators Trapped

From 23/06/2018 To: 10/04/2019

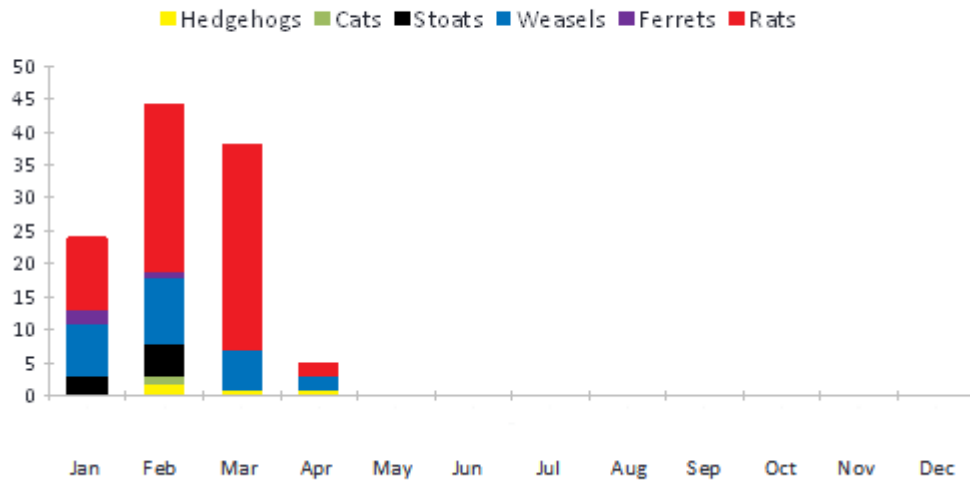


| Predator      | Number     |
|---------------|------------|
| Cats          | 5          |
| Hedgehogs     | 5          |
| Weasels       | 52         |
| Stoats        | 16         |
| Rats          | 96         |
| Ferrets       | 3          |
| <b>TOTAL:</b> | <b>177</b> |

## Predators Caught Per Month In: 2018



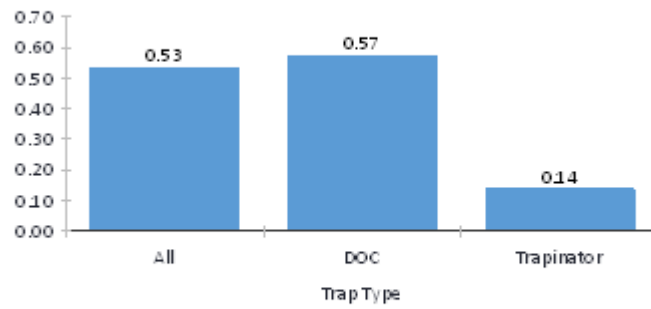
### Predators Caught Per Month In: 2019



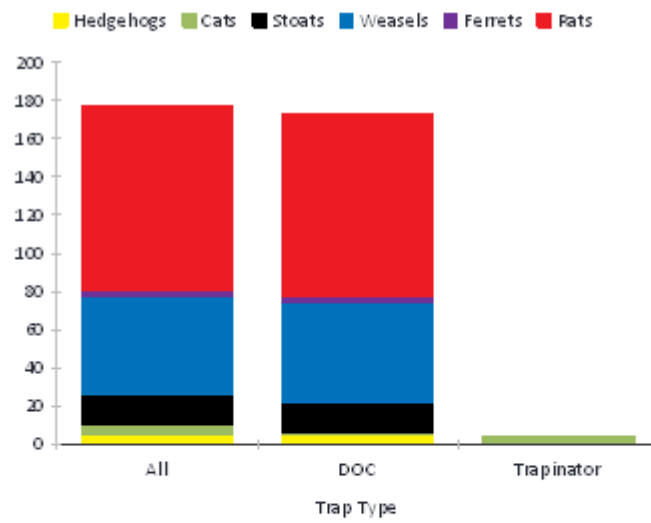


From: 23-Jun-18 To: 10-Apr-19

**Predators Caught per 100 Trap Nights**



**Predators Caught per Trap Type**



| Type       | Hedgehogs | Cats | Stoats | Weasels | Ferrets | Rats | Total |
|------------|-----------|------|--------|---------|---------|------|-------|
| All        | 5         | 0    | 16     | 52      | 0       | 96   | 177   |
| DOC        | 5         | 0    | 16     | 52      | 0       | 96   | 173   |
| Trapinator | 0         | 4    | 0      | 0       | 0       | 0    | 4     |